

JOU JOINT
OPERATIONS
UNIT

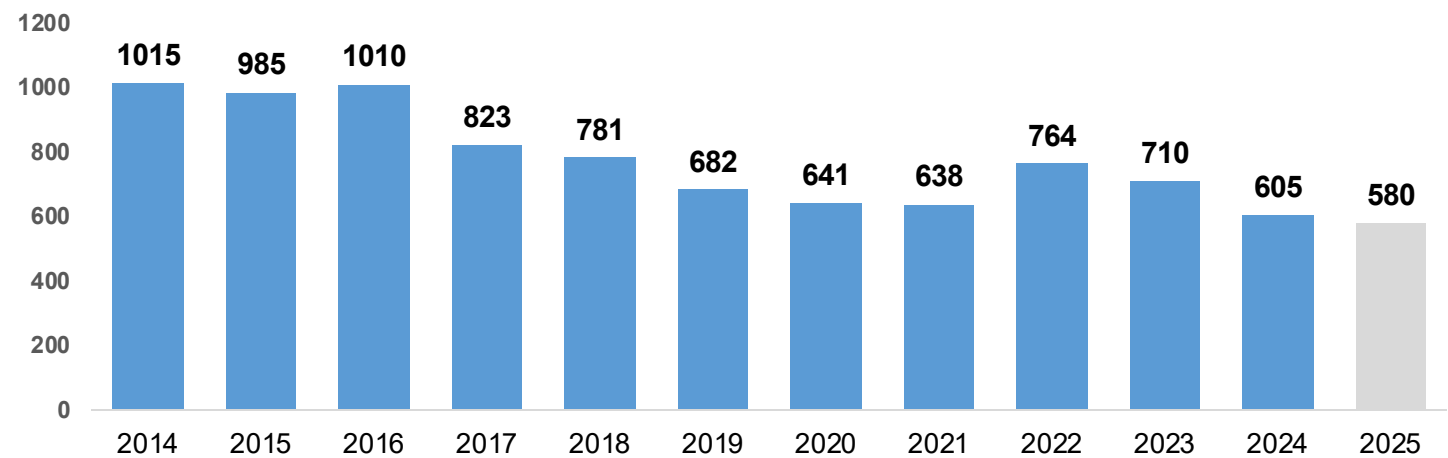
Road Safety TVP

T/DCI Justin Thomas
19/01/2025



KSI Long term trend

Thames Valley - KSI Casualties
40% Reduction over the last 10 years (2014 v 2024)



	2014	2015	2016	2017	2018	2019	2020	2021	2022	2023	2024
Fatal	77	68	58	50	49	35	22	38	57	46	41
Serious injury	988	917	915	753	702	626	559	580	707	664	551

Oxfordshire	October 2023 to September 2024	October 2024 to September 2025	% Change	Difference
Fatal Casualties	21	13	-38.1	-8
Serious casualties	222	223	0.5	1
Slight Casualties	785	783	-0.3	-2
KSI casualties	243	236	-2.9	-7
KSI Pedal cyclist casualties	36	29	-19.4	-7
KSI motorcyclist casualties	64	74	15.6	10
KSI pedestrian casualties	35	36	2.9	1
KSI Child casualties	7	12	71.4	5
KSI Car user casualties	85	78	-8.2	-7
KSI Collisions involving young Drivers	64	45	-29.7	-19
KSI collisions involving older Drivers	33	31	-6.1	-2

*2025 data is provisional

Road Safety Partnership



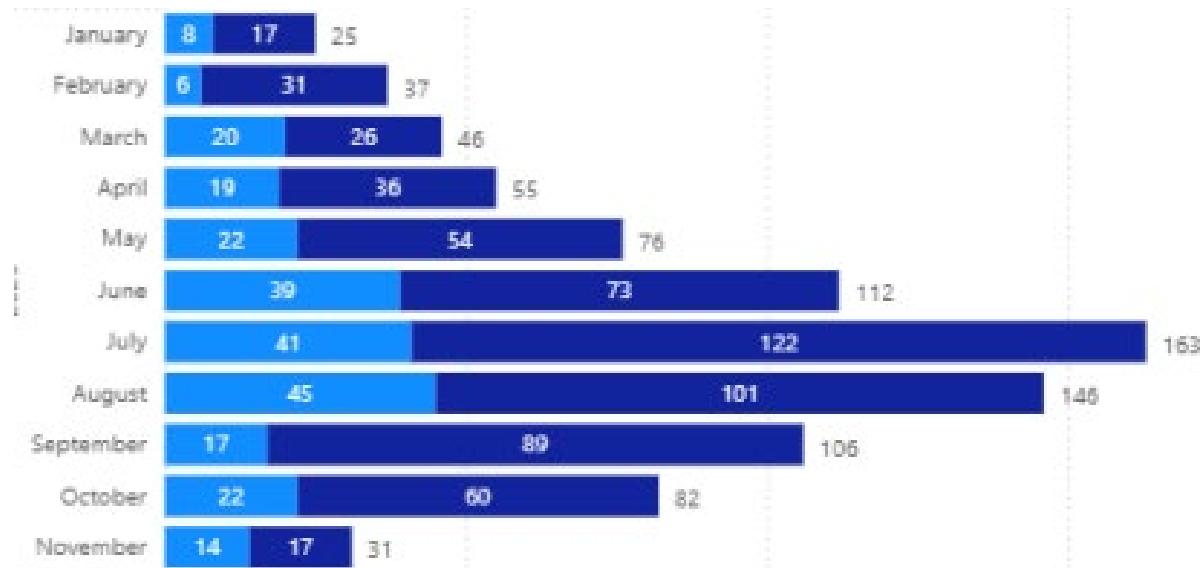
- New Tasking and co-ordination using KSI data identifying High harm locations and High risk road users.
- Introduction of new Motorcycle speed enforcement (using existing camera operators to focus on previously difficult enforcement locations). Pilot project.
- New terms of reference for the Thames Valley Road Safety Working Group. Increasing from bi-annual to quarterly. Chairing to be split between police and local authority (still need one more authority to volunteer).
- Embedded police officer within Transport Research Laboratory. Looking at safety systems and evidence to improve road safety.
- Introduction of three new Red Light Speed on Green cameras across counties.
- **A40 Barton Park Red Light speed on green camera in final stages of sign off.**



E-Bikes/Scooters - OP PULSE



- Neighbourhood Policing complete engagement events and patrols.
- There has been a significant increase in seizure of these E-Bikes and police use Section 165 Road Traffic Act (No insurance). As such the items cannot be returned to the owners
- Safer Streets Summer operation during the summer 4,500 patrols targeting hotspots, anti social behaviour and e-scooters



E-Scooter / E-Bike Engagement, by LCU in November 2025

LCU	Engagements Total
Oxfordshire	18

E-Scooter / E-Bike Patrol Activity, by LCU in November 2025

LCU	Total Patrols
Oxfordshire	44

Total Destructions 2024



Total Destructions 2025



Tasking Team

- **Launch is planned for 16th February 2026**
- **Agile team able to respond quickly to emerging risks.**
- **Mixed capability of motorcycles/cars**

CRASH

- **New updated Stats 19 rolled across Thames Valley**
- **Aspiration to move to electronic CRASH reporting in 2026. This will streamline data transfer to local authorities.**

Fatal Four Enforcement



	Oct 23 to Sep 24	Oct 24 to Sep 25
IPNs – Speed (pfficer)	488	428
IPNs – Seatbelts	517	589
IPNs – Mobile Phone	215	124
IPNs – Driving without due care & attention	1713	1932
Total IPNs	10533	10673
Speed – Camera offences	117,939	113,451
Drink / Drug driving arrests	499	490
Other traffic related offences	169	116
Total arrests for Traffic related offences	588	506

Commercial Vehicle Unit



The last traffic count at A34 Oxford shows average per day as:

- 59,611 cars and taxis
- 9758 LGV (16%)
- 6450 HGV (11%)

Enforcement – 27 Dedicated operations from CVU alone.

- 266 CVU targeted inspections of goods vehicles
- 216 had at least one offence (81% hit rate)
- 445 total offences
- 93 mechanical or overweight prohibitions (either immediately or delayed)

In total CVU have issued 565 fines to the value of £124,380, 32 Hazmat prohibitions, 266 mechanical prohibitions. There have been 825 drivers hours offences, 496 mechanical offences and 101 dangerous goods offences.

Speed Enforcement by Area



December 2025

Mobile Cameras

District/LPA	Duration Hrs	Offences
Bracknell Forest	29.25	253
Milton Keynes	41.75	548
Reading	8.25	73
Slough	11.75	58
West Berkshire	53	403
RBWM	10.5	57
Wokingham	21.75	165
Aylesbury Vale	54.75	372
Chiltern	3.5	69
South Bucks	9.5	146
Wycombe	32.25	240
Cherwell	109.75	1237
Oxford City	33.25	399
South Oxfordshire	51.26	262
Vale of White Horse	38	670
West Oxfordshire	0	0
Total	508.51	4952

Fixed Cameras

District/LPA	Duration Hrs	Offences
Bracknell Forest	912	236
Milton Keynes	648	72
Reading	2664	989
Slough	2736	772
West Berkshire	1704	873
RBWM	2760	728
Wokingham	2352	561
Aylesbury Vale	2016	526
Chiltern	0	0
South Bucks	1536	508
Wycombe	2256	890
Cherwell	0	0
Oxford City	3432	614
South Oxfordshire	768	485
Vale of White Horse	0	0
West Oxfordshire	0	0
Total	23784	7254



Community Speed Watch



National Day of Action 11th July

- TVP Highest in country for the number of recorded activity.
- Observing 15,150 drivers.
- 11% in excess of speed limit

Oxfordshire - April/May/June 2025

- Over 525 hours of visible engagement

Groups (November)

- 346
- Compliance rate 96.63%
- 801 hours

Demand – Roads Policing



Number of Collisions	Oct 23 to Sep 24	Oct 24 to Sep 25
Fatal Collisions	3	4
Serious Injury Collisions	26	31
Sight Injury Collisions	215	209
Total Collisions with injury	231	250

Road Related Incident Demand	Oct 23 to Sep 24	Oct 24 to Sep 25
Collision Incident Demand	246	278
Highway Disruption Demand	211	215
Other Road Related Demand	1240	997
Total Road Related Incident Demand	2,597	2,590

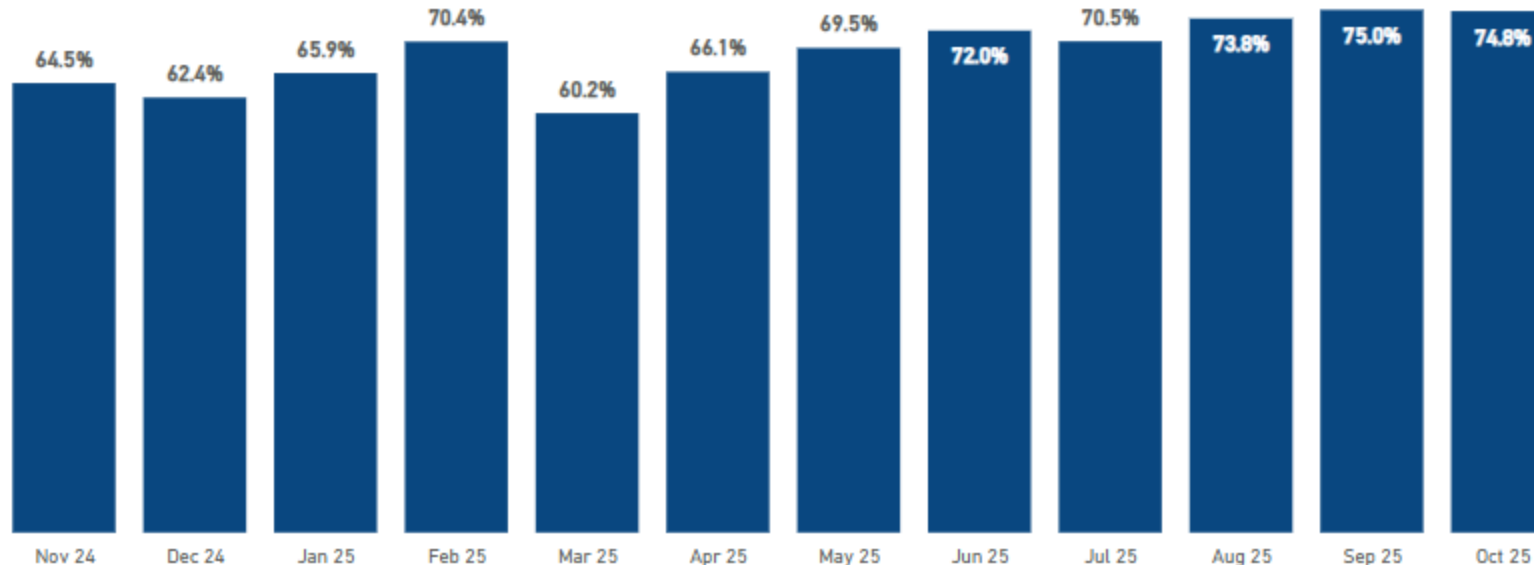
Demand – Attendance (12 months)



Grade	Total Incidents	Total Incidents Attended	Total Attended by RP	% Attended by RP
Grade 1	112062	109358	15614	14.3%
Grade 2	29227	27443	1282	4.7%
Total	141272	136784	16896	12.4%

District / Ward (LCU/Area)	Total Incidents	Total Incidents Attended	Total Attended by RP	% Attended by RP
LCU Oxon	37417	36126	4782	13.2%
LCU Milton Keynes	21731	21084	2458	11.7%
LCU Bucks	27723	26783	3562	13.3%
LCU Berks West	27127	26326	2825	10.7%
LCU Berks East	26723	25957	2996	11.5%

% Force Injury Collisions Attended by Roads Policing



Operation Limit – Drink/drug Drive



Breath Test Data for Thames Valley - 1st to 31st December 2025

Total Number of Positive Tests - Male	95
Total Number of Positive Tests - Female	13
Total number of breath tests administered to under 25's	233
Total number of those under 25's that were positive, refused or failed to provide	17
Total number of arrests /positive where RTC is the reason for test.	46
Total Number of Breath Tests	1459

*Based on download of hand held devices

Thames Valley Police arrested the following during Op Limit 1st December to 31st

Drink-driving arrests: 209

Drug-driving arrests 260

Total - **469**

Op Treacher – Use of unmarked motorcycles on strategic roads

Op Throttle – Motorcycle campaigns – On/off road ASB

Op Tappet – Generally once a month on the strategic roads – Led by Commercial Vehicle Unit.

Op Scallis – Uninsured driver campaign

Op Tamolt – Pro-active unit – Tackling intelligence and improving enforcement

State visits, with Special Escort Group support.

Business as Usual